

LABOMED



FACA-401/FACA-301/FACA-261
FULLY AUTOMATIC CHEMISTRY ANALYZER



• CE • ISO9001:2000

Features :

- Random access and direct reading system.
- Automatic washing system for both sample and reagent probe.
- Liquid level detection and collision protection for both sample and reagent probe.
- Reliable cooling system for reagent chamber.
- Powerful reaction cuvette washing system.
- User-friendly interface.
- ISE module and barcode scanner (optional).




• CE • ISO9001:2000 • ISO13485:2003

FACA-401
FACA-301
FACA-261

FULLY AUTOMATIC CHEMISTRY ANALYZER

Cuvette Washing Station

8 channels automatic washing station.



Independent Mixer

Independent mixer ensuring quick and complete reaction.



Reaction Cuvette

High quality UV-transmitted plastic cuvettes, or quartz glass cuvette (optional).



Sample Probe / Reagent Probe

With liquid level sensor, anti-collision sensor and automatic cleaning function.




Reagent Bottle


More convenient and economical ready to use reagent kits.



Reagent Tray

With cooling reagent chamber.







1 Reagent Tray

40 reagent positions for DS-301 and DS-261.
80 reagent positions for DS-401.
Cooling system may work independently for 24 hours.

2 Sample Tray

60 sample positions for DS-301 and DS-261.
88 sample positions for DS-401.

3 Cuvette

Either high quality UV-transmitted plastic cuvettes or quartz glass cuvettes available.

4 Independent Mixer

1 mixer for DS-301 and DS-261.
2 mixers for DS-401.

5 Sample probe/ Reagent probe

1 sample probe and 1 reagent probe for DS-301.
1 sample probe and 2 reagent probes for DS-401.
Only 1 sample / reagent probe for DS-261.

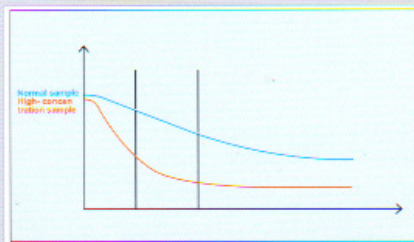
6 ISE Module

ISE module available on request.


Software




- User-friendly interface and compatible with Windows XP or Vista.



- Variable reading function.




Carry over control function



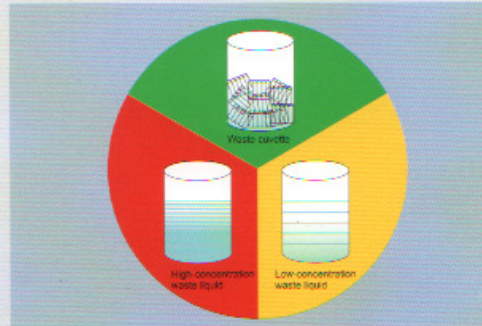
Automatic alarm for malfunctions

Automatic Washing Station



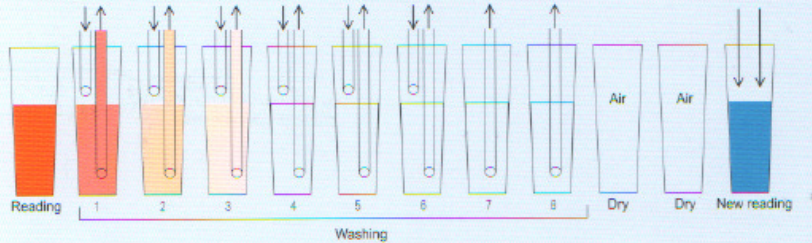
An 8-channel washing station ensures complete washing for cuvettes.

Environmental Protection Design



The waste is automatically classified and collected into different containers.

Automatic cuvette washing and blanking makes more precise results



Wavelength	Reading	Wash1	Wash2	Wash3	Wash4	Wash5	Wash6	Wash7	Wash8	Dry	Dry	New reading
340nm	1.3100	0.025	0.0092	0.0037	0.0022	0.0008	0.0006	0.0005	0.0002	0.0800	0.0850	/
405nm	0.6920	0.0112	0.0075	0.0033	0.0019	0.0010	0.0005	0.0003	0.0002	0.0800	0.0805	/
450nm	0.5261	0.0108	0.0066	0.0031	0.0015	0.0009	0.0003	0.0003	0.0002	0.0806	0.0805	/
510nm	0.7005	0.0113	0.0065	0.0027	0.0012	0.0006	0.0002	0.0002	0.0001	0.0810	0.0811	/
546nm	0.5388	0.0184	0.0072	0.0043	0.0013	0.0008	0.0002	0.0002	0.0002	0.0840	0.0843	0.5080
578nm	0.0135	0.0135	0.0064	0.0031	0.0012	0.0006	0.0002	0.0002	0.0002	0.0800	0.0800	/
620nm	0.0189	0.0189	0.0064	0.0028	0.0010	0.0005	0.0002	0.0002	0.0002	0.0800	0.0800	/

Test O.D. value-Real reagent blank=True O.D. value

TECHNICAL SPECIFICATIONS

Model	FACA-401
Analyzer	Fully automatic and open system, which allows for unlimited use of tests
Operating System	Random, panel of tests, emergency (STAT) with photometric module and ISE (for electrolytes---Na, K, Cl) that can be used in parallel
Test Parameters	Defined in memory, 100 test minimum, with wide menu: general chemistry, special proteins, medicine, drugs, toxicology
Multiple Sampling	74 or more samples working simultaneously, possibility of loading samples continuously
Multiple Sources	Able to simultaneously select from primary tubes of different sizes, cups, and micro tubes
Types of Samples	Serum, urine, CSF
Pins of Reactive	2 Pins of Reactive
Continuous Loading	Possibility of continuous loading with reagents without work interruption
Mixers	Two mixers for mixing the reaction mass
Automatic Rerun	Automatic rerun of samples in user-defined conditions
Detect Sample Levels	Detects reagent and sample levels
Barcode Reader	Barcode reader for sample identification and reagents
Permanent Reaction Cuvettes	Permanent reaction cuvettes, washing station for cuvettes with warming of cleaning solution
Automatic Dilutions and Calibrations	Automatic test dilutions and calibrations
Bichromatic	Bichromatic photometric module to do readings over a range of wavelengths of 340-850 nm (minimum 12 wavelengths)
Built-in Software (Windows XP)	Simple operation, interactive tool. Assessment of quality control through rules Westgard's, graphics Levey-Jennings, allowing regular statistics
	Possibility to view reaction curve and calibration curve for each test
	Selected results review by various criteria and can perform statistical calculations, graphs, and curves. Maintenance diagnostic unit
Reagent Management	Rapid management (real time) of reagents (calibration status, number of tests remaining, expiration date) supplies and samples
Self-diagnostic	Self-diagnostic capability of the system with service facility
Waste Elimination	Safety in waste solutions elimination
Printing	Automatic/ordered printing of laboratory name, patient dates, data analysis, normal range results

LABOMED

921 S La Cienega Blvd. Suite A, Culver City, CA 90232 U.S.A
TEL (310)202-0814 FAX (310)202-7286

www.labomed.com
Email: spectro@labomed.com

TECHNICAL SPECIFICATIONS

Model	FACA-301
Operation	Random access
Reading System	Direct reading system
Method	End point, Kinetic, Fixed time, Bi-chromatic, Immunoturbidimetric, 1~2 reagent, multistandard, reagent/serum blank etc
Assay Item	40 assay items+3 ISE items(optional)
Throughput	300 tests/h or 450 tests/h with ISE
Sample Position	60 positions Including standard, control and stat; either serum cup or primary tube available
Sample Volume	1~100ul, 0.1ul / step
Reagent Position	40 positions, or 80 positions (optional)
Reagent Volume	R1: 1~400ul, 1ul/step R2: 1~400ul, 1ul/step
Reagent & Sample Probe	With liquid level sensor, collision sensor, teflon coating and automatic washing
Reaction Time	0~999 seconds
Cuvette	High quality uv-transmitted plastic cuvette, or quartz glass cuvettes on request
Washing	8 channel automatic washing system for reaction cuvettes; independent washing station for each sample/reagent probe and mixer
Alarm	Automatic alarm for malfunction (eg: collision, reagent insufficiency, full waste container, ect)
Calibration	Linear, Non-linear, Multi point, K factor
Sample Dilution/Retest	Sample can be diluted and retested if results are out of range or sample is insufficient
Wavelength	340~810nm
Light Source	Halogen lamp
Absorbance Resolution	0.0001A
Absorbance Accuracy	± 0.0003A (0~2.5A)
Repeatability (CV%)	≤ 2%
Quality Control	Levy Jennings quality control program at 3 levels
Bar Code	Optional
Printer	Multiple report formats available
Other	Tele-diagnostic, bi-direction interface to LIS system, ect
Language	English, French, Spanish, German, Russian, ect
System	Windows XP or Vista
Power Supply	220V / 50Hz, or 110V / 60Hz(optional)
Dimension	85cm x 72cm x 53cm
Weight	90Kg

LABOMED

921 S La Cienega Blvd. Suite A, Culver City, CA 90232 U.S.A
 TEL (310)202-0814 FAX (310)202-7286

www.labomed.com
 Email: spectro@labomed.com

TECHNICAL SPECIFICATIONS

Model	FACA-261
Operation	Random access
Reading System	Direct reading system
Method	End point, Kinetic, Fixed time, Bi-chromatic, Immunoturbidimetric, 1~2 reagent, multistandard, reagent/serum blank etc
Assay Item	40 assay items+3 ISE items(optional)
Throughput	270 tests/h or 420 tests/h with ISE
Sample Position	60 positions
	Including standard, control and stat; either serum cup or primary tube available
Sample Volume	1~100ul, 0.1ul / step
Reagent Position	40 positions, or 80 positions (optional)
Reagent Volume	R1: 1~400ul, 1ul/step R2: 1~400ul, 1ul/step
Reagent & Sample Probe	With liquid level sensor, collision sensor, teflon coating and automatic washing
Reaction Time	0~999 seconds
Cuvette	High quality uv-transmitted plastic cuvette, or quartz glass cuvettes on request
Washing	8 channel automatic washing system for reaction cuvettes; independent washing station for each sample/reagent probe and mixer
Alarm	Automatic alarm for malfunction (eg: collision, reagent insufficiency, full waste container, ect)
Calibration	Linear, Non-linear, Multi point, K factor
Sample Dilution/Retest	Sample can be diluted and retested if results are out of range or sample is insufficient
Wavelength	340~810nm
Light Source	Halogen lamp
Absorbance Resolution	0.0001A
Absorbance Accuracy	± 0.0003A (0~2.5A)
Repeatability (CV%)	≤2%
Quality Control	Levy Jennings quality control program at 3 levels
Bar Code	Optional
Printer	Multiple report formats available
Other	Tele-diagnostic, bi-direction interface to LIS system, ect
Language	English, French, Spanish, German, Russian, ect
System	Windows XP or Vista
Power Supply	220V / 50Hz, or 110V / 60Hz(optional)
Dimension	85cmx72cmx53cm
Weight	90Kg

LABOMED

921 S La Cienega Blvd. Suite A, Culver City, CA 90232 U.S.A
 TEL (310)202-0814 FAX (310)202-7286

www.labomed.com
 Email: spectro@labomed.com